
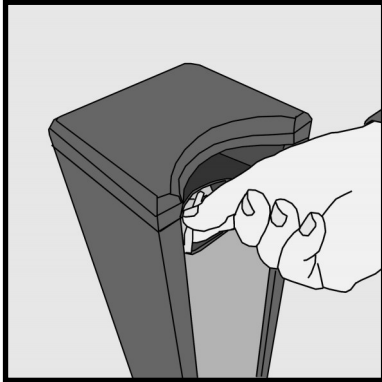


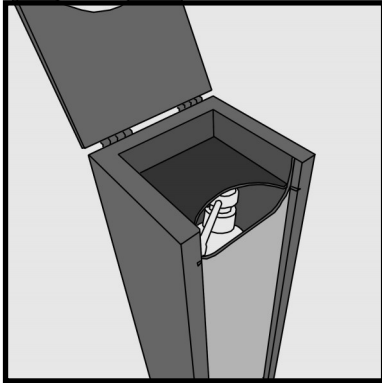
# Removing & Refilling the bottle



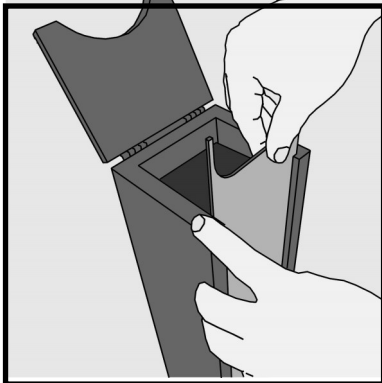
The stand is designed to semi secure the bottle reducing the possibility of theft



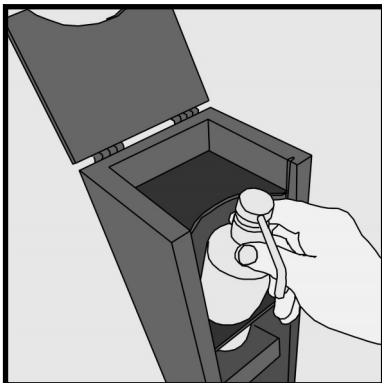
STEP 1: Using finger and thumb twist the nozzle so it sits behind the front fascia



STEP 2: Lift the lid



STEP 3: Carefully slide out the front fascia



STEP 4: Now the bottle should easily pull out.

STEP 5: Refill and/or replace

For more information on where to purchase refills visit: [www.ligneus.co.uk/refills](http://www.ligneus.co.uk/refills)